



36 WAYS TO KEEP THE WHOLE FAMILY SMILING WHEN TRAVELLING BY FERRY



The journey is one of the best parts of a holiday, and this is definitely the case when travelling by ferry or car!

Yes, things are a little more hectic when you've got little ones in tow, but with our helpful tips, fun games and songs to sing the whole family will be smiling the entire time.

TRAVELLING TIPS:

- 1** Go by ferry– it's the easiest option when travelling with children.

You can pack everything you need without worrying about weight restrictions.

- 2** Charge your devices before you leave the house.

Make sure all phones and tablets are fully charged before you set off.

- 3** Plan your route well in advance.


The last thing you want is to get lost and end up missing your ferry.

- 4** Pack toys in a separate bag so you can easily carry it on to the ferry.

Kids get bored very quickly so you'll need an emergency supply of toys that you can whip out at the drop of a hat.

- 5** Have your travel documents to hand.

This way you will always know where they are.



KEEP THE WHOLE FAMILY SMILING WHEN TRAVELLING BY FERRY



- 6** Schedule in stops to give everyone a chance to stretch their legs.

This is particularly important if you are travelling by car for long periods of time.

- 7** Make up a small handbag-sized first aid kit.

It will come in handy if your little one has a fall.

- 8** Bring supplies to help you all stay fresh.

Hand sanitiser, wipes, deodorant, tissues and moisturiser will keep Mum, Dad and the little ones smiling.

- 9** Do take advantage of the activities on board the ferry.

There is a play area for younger kids and even a games room for teenagers.

- 10** Bring coats and hats on board.

It's a good idea to take the kids on deck for fresh air, but it can be very cold.

- 11** Pack a few healthy snacks to avoid any 'hangry' situations.

A treat or two would come in handy as well.

- 12** Expect to go for a few laps around the ferry.

Kids are a curious bunch and will want to see soak up everything.

- 13** Pack goody bags for each child.

Put in bits and pieces like healthy snacks, book/comic, sketch pad, puzzle book and stickers.



- 14** Let the kids bring a special toy.

If each child has their own toy it should prevent any sibling arguments.

- 15** Bring a comfy blanket

Kids will be more willing to take a nap if they are comfortable.



GAMES TO PLAY:

- 16** Name that tune:

One person hums a tune and the rest of the participants have to try to guess what show the theme tune is from.

- 17** Twenty questions:


One person thinks of a famous person and the other players can only ask 20 questions to try to figure out who it is.

- 18** Alphabet story:

The first person picks a word beginning with 'A' and the next person picks one beginning with 'B' joining up with the A word etc. so that it creates a story.

- 19** Animal memory:

One person has to say an animal starting with the letter 'A', like ant, and the next person has to say the name of an animal beginning with 'B', like bat, repeating 'A' is for ant and so on.



**KEEP THE WHOLE FAMILY SMILING WHEN
TRAVELLING BY FERRY**



20 Spot the red car:

The whole family has to look out for a red car (or any colour) and the first person to spot it has to shout: "Red car".



21 Connect the dots:

Draw a grid of evenly spaced dots on a piece of paper. Everyone then gets a turn to connect two dots. When a person creates a box they can put their initial in it; keep going until all the dots are connected. The player with the most number of boxes with their initial wins.

22 Bingo:

Draw up a Bingo card for each player and cut up a number of card pieces each with a letter on it. Put the letters into a cup and have one person pull them out. The first player to tick off their entire card wins.

23 Hangman:

Draw a scaffold on a piece of paper. One player thinks of a word and draws a space for each letter under the picture. The rest of the players have to try to guess what word the person is thinking by suggesting letters. When they call out the right letter it is written on the correct space provided. If they get it wrong a head is drawn on the scaffold etc; keep going until the word is correctly guessed or the hangman is fully drawn.

24 Yes/no game:

One person thinks of an object and everyone else must work out what it is by asking questions that can only be answered with a 'yes' or 'no'.

25 Alphabet game:

Pick a topic and start listing items in alphabetical order (eg: countries). The first person to miss a letter is out; continue until one person is left.

**KEEP THE WHOLE FAMILY SMILING WHEN
TRAVELLING BY FERRY**



SONGS TO SING:

26 We're all Going on a Summer Holiday

*"We're all going on a summer holiday
No more working for a week or two
Fun and laughter on our summer holiday
No more worries for me or you
For a week or two."*



27 Row, Row, Row Your Boat

*"Row, row, row your boat
Gently down the stream
Merrily, merrily, merrily, merrily
Life is but a dream."*



28 I Saw a Ship a Sailing

*"I saw a ship a-sailing
A-sailing on the sea
And, oh! it was all laden
With pretty, things for thee!"*

29 The Wheels on the Bus Go Round and Round

*"The wheels on the bus go round and round
Round and round, round and round
The wheels on the bus go round and round
all through the town!"*

KEEP THE WHOLE FAMILY SMILING WHEN
TRAVELLING BY FERRY



30 Driving in My Car


*“Driving driving in my car
Going very far
Down the street in my car
Driving, driving in my car
Feeling like a star
Bouncing down the street in my car.”*

31 This is the Song That Never Ends

*“This is the song that never ends
Yes it goes on and on my friend
Some people started singing it
Not knowing what it was
And they’ll continue singing it forever just because...
This is the song that never ends.”*

32 The Big Ship Sails on the Ally-Ally-Oh

*“The big ship sails on the ally-ally-oh
The ally-ally-oh, the ally-ally-oh
Oh, the big ship sails on the ally-ally-oh
On the last day of September.”*




**KEEP THE WHOLE FAMILY SMILING WHEN
TRAVELLING BY FERRY**



ACTIVITIES


Colouring Page



KEEP THE WHOLE FAMILY SMILING WHEN
TRAVELLING BY FERRY



Colouring Page



**KEEP THE WHOLE FAMILY SMILING WHEN
TRAVELLING BY FERRY**



Word Search



HOLIDAY WORD SEARCH

This is a zig zag word search puzzle. Words go left, right, up, down, not diagonally, and can bend at a right angle.

R	N	Q	W	I	L	Q	E	E	P	P	S
R	U	R	H	A	V	E	N	R	K	W	S
E	F	N	D	A	Z	T	E	I	I	A	Y
M	W	O	N	Z	I	S	D	M	N	S	L
M	A	V	C	G	T	S	M	D	L	T	H
U	L	E	T	H	C	I	S	U	T	E	O
S	E	D	A	L	N	N	F	D	Y	N	L
I	S	V	U	G	B	K	P	H	A	A	I
N	E	B	B	Y	L	I	M	A	F	L	D
N	H	C	A	E	B	L	M	X	H	I	A
E	H	Y	V	W	H	I	M	S	P	N	Y
T	L	O	O	P	K	C	A	L	B	E	E

- FAMILY*
- HOLIDAY*
- HAVEN*
- SUMMER*
- STENA LINE*
- BLACKPOOL*
- PRESTHAVEN*
- BEACH*
- WALES*
- DEVON*
- SWIMMING*
- SAND*
- TENNIS*
- KIDS CLUB*
- FUN*

Can you find all the words from the word list?
(ignore spaces and dashes)



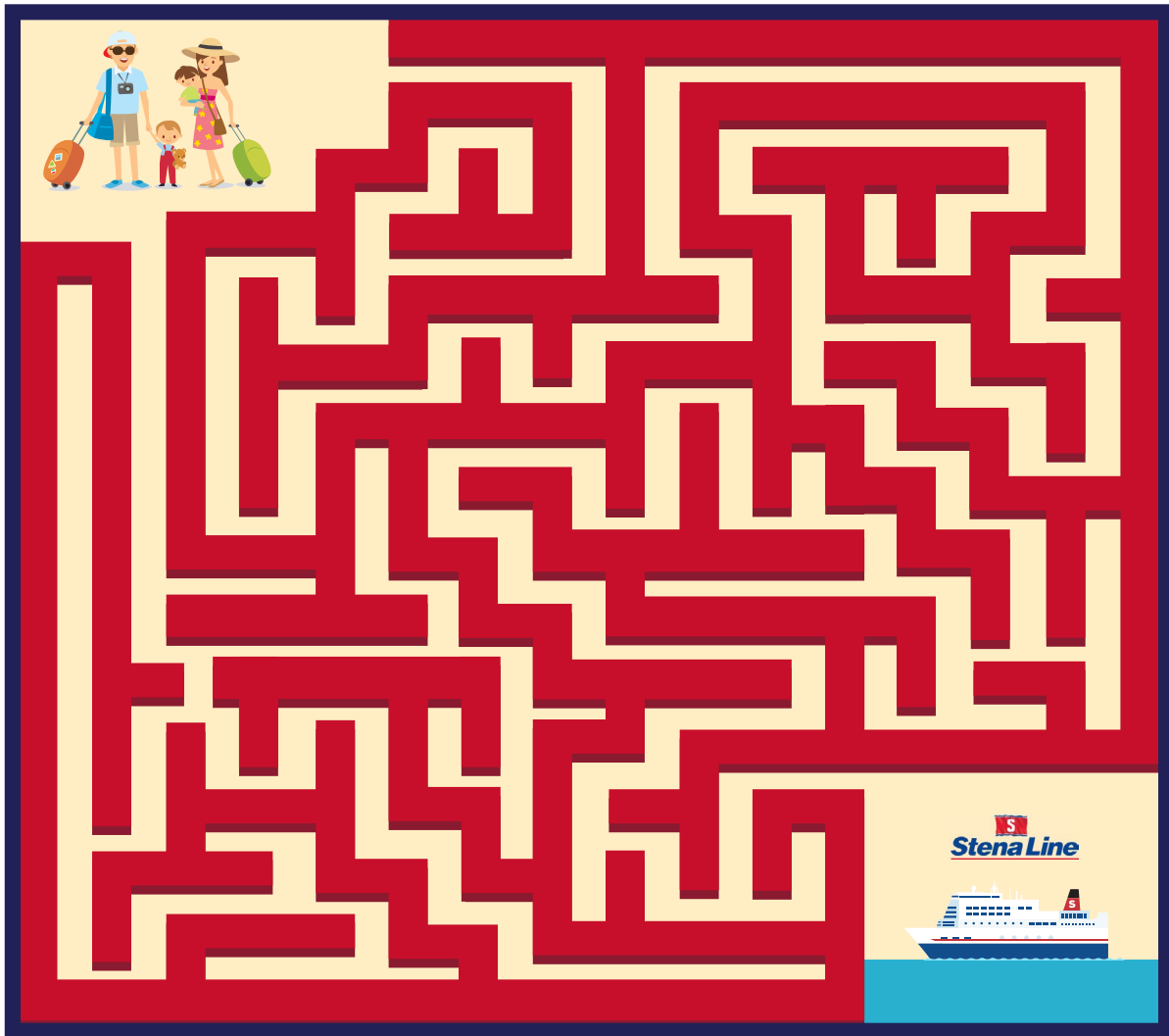
KEEP THE WHOLE FAMILY SMILING WHEN
TRAVELLING BY FERRY



Maze

It's Holidays Time

Can you help the family to get the the ferry?



KEEP THE WHOLE FAMILY SMILING WHEN
TRAVELLING BY FERRY

